









RESEARCH ARTICLE

Association between fear of missing out in social media and problematic internet use in university students

Hatice Aygar¹, Saniye Goktas¹, Sevil Akbulut Zencirci¹, Melike Alaiye², Muhammed Fatih Onsuz¹, Selma Metintas¹

¹Eskisehir Osmangazi University, Faculty of Medicine, Department of Public Health, Eskisehir - Turkey

²Eskişehir Osmangazi University, Faculty of Medicine, Department of Internal Medicine, Eskisehir - Turkey

ABSTRACT

Objective: The aim of this study was to determine the association between the fear of missing out (FoMO) in social media and problematic Internet use in university students and to evaluate the related sociodemographic characteristics.

Method: This was a cross-sectional study conducted with university students at Eskisehir Osmangazi University in 2016. In this study, 463 students were reached by multistage sampling. Problematic Internet use was measured by the Problematic Internet Usage Scale (PIUS) and FoMO in social media was measured by the Fear of Missing Out Scale (FoMOs). Mann Whitney U test, Kruskal-Wallis test (Bonferroni correction), Spearman correlation analysis, multiple linear regression, and multiple logistic regression analyses were used.

Results: The students' mean age (SD) was 21.0 (1.7) years, 54.9% (254) were male, and 91.4% of the students had Internet access at their accommodation; 74.5% were using the Internet for social sharing. The mean scores (SD) for PIUS and FoMOs were 65.19 (22.34) and 22.37 (7.41), respectively. Male students and students using the Internet for social sharing and reporting spending more than four hours per day on the Internet and the smartphone took higher mean scores from PIUS and FoMOs. Gender, Internet use for social sharing, and daily duration of smartphone use were found to be variables affecting the FoMOs score. After adjusting for affective factors, a positive relation was found between the FoMO and problematic Internet use.

Conclusion: In the study, the use of Internet for social sharing, time per day spent with the smartphone, and problematic Internet use were found to be factors affecting the FoMO. Increasing problematic Internet use and FoMO in university students are significant forms of addiction requiring preventive measures.

Keywords: Fear of missing out in social media, problematic internet use, university students

INTRODUCTION

With the rapid penetration of the Internet into everyday life, the fear of missing out (FoMO) has emerged in social media as a common problem. The

FoMO on social networks and the fear of not being able to keep track of their development is expressed as an addiction type that can cause individuals to spend a considerable amount of time logged into social network accounts (1). Virtual forums used for

How to cite this article: Aygar H, Goktas S, Akbulut Zencirci S, Alaiye M, Onsuz MF, Metintas S. Association between fear of missing out in social media and problematic internet use in university students. *Dusunen Adam The Journal of Psychiatry and Neurological Sciences* 2019;32:302-308.

Correspondence: Hatice Aygar, Department of Public Health, Faculty of Medicine, Eskisehir Osmangazi University, Meselik Campus, Eskisehir - Turkey

Phone: +90 222 239 29 79/4517 **E-mail:** haticeaygar1990@gmail.com

Received: July 02, 2019; **Revised:** August 20, 2019; **Accepted:** October 16, 2019

communication are becoming increasingly prevalent in people's everyday lives, with increasing frequency especially in youths and young adults (2). The number of persons using Facebook, the most widely used social media platform in the world today, is estimated to be around 2 billion (3). FoMO is the fear that others are making experiences that the affected persons desire for themselves, wanting to be connected to what other people are doing. Individuals who suffer from the FoMO want to know what others are doing, follow their updates, and want their own updates to be followed (1). They report a serious discomfort when they stay away from social networks and when they miss new updates, and at times they feel lonely when they are away from those networks (4).

Healthy Internet use is the use of the Internet for a specific purpose, at an appropriate time, without any cognitive or behavioral discomfort (5). Problematic Internet use can be defined as the failure to control the continuous use of the Internet because of problems such as individuals' family and work experiences (6). As the Internet is universal, easily accessible, and contains stimuli that can appeal to different tastes, social media and similar environments that allow for easy communication with other people without any responsibility while hiding one's identity and personal attributes, it entails a high risk for problematic use and dependence (7). The Survey of Household Use of Information Technologies 2016 (8) found that Internet use is most common in the age group 16-24 and among more highly educated individuals. It has been emphasized that problematic Internet use is a kind of behavioral addiction and should be evaluated specifically in adolescents and young adults who are said to be at high risk for this affliction (9,10).

In a systematic review published in 2014, problematic Internet use has been reported to be influenced by Internet use in the presence of other accompanying symptoms or illnesses (11). Widespread Internet use in daily life has led to an increase in the use of social media. Inevitably, the FoMO in social media will increase Internet usage time. However, both problematic Internet use and the FoMO in social media may cause negative effects on mental health, especially in the young age group, though there is not enough information available about the association between problematic Internet use and the FoMO in social media. Based on this observation, the aim of the study was to determine the relationship between problematic Internet use and FoMO in social media among

university students and to evaluate the sociodemographic characteristics affecting them.

METHOD

This is a cross-sectional study among university students at Eskisehir Osmangazi University carried out in 2016. Administrative and ethics permissions were received allowing the work to be done. For the study, the minimum sample size was calculated to be 384 people with a 20% frequency of problematic Internet use, 4% variance level, and 95% confidence level. The study group was selected by a multistage sampling method, stratified according to the faculties and departments of the university. The study group was chosen according to the proportion of the number of students in each stratum. Classes to be selected from the faculties were determined randomly. The students who were present in class were told the purpose of the study, and individuals who agreed to participate in the study were asked to read and respond to the questionnaire. It took about 15 minutes for students to complete the survey under surveillance.

Measures

The questionnaire used in the study consisted of three parts. The first part inquired about sociodemographic characteristics, the second part consisted of variables related to the internet use and "Problematic Internet Usage Scale" that could be related to the use of the Internet, and the third part was the "Fear of Missing out in Social Media scale" in social media.

Problematic Internet Usage Scale (PIUS): The PIUS, a measure of 33 items, was developed by Ceyhan et al. (12). The instrument consists of five questions scored on a Likert-type scale from "completely fit" to "not at all suitable." The possible total score varies between 33 and 165. A greater score indicates a more unhealthy Internet use with negative effects on daily life.

Fear of Missing Out Scale (FoMOS): The FoMOS was developed by Przybelski et al. (1) and the validity-reliability study of the Turkish version resulted in a measure of 10 items created by Gokler et al. (13). The items on the instrument are scored on a five-point Likert-type scale between "1=not true at all" and "5=extremely right." The possible total score varies between 10 and 50, and there is no cutoff score. With an increase of the score, it is accepted that behavior becomes riskier. Both of the scales include participants' own assessments.

Statistical Analysis

The data obtained in the study were computerized and evaluated using SPSS version 15.0. The scores from PIUS and FoMOS were evaluated regarding normal distribution, and the Kolmogorov-Smirnov normal distribution test and graphs were used to show that the scores taken from both scales were normally distributed. Mann-Whitney U and Kruskal-Wallis tests, (Bonferroni correction), Spearman correlation analysis, multiple linear regression, and multiple logistic regression analyses were used. The logarithms of the scores were taken to apply linear regression. A multivariate linear regression model was performed to determine the variables affecting the FoMOS scores. The FoMOS score was obtained as a dependent variable in the model. In order to determine the relation between FoMOS and PIUS, hierarchical linear regression analysis was performed. Of the univariate variables (gender, age group, socioeconomic level, accommodation, Internet access at the accommodation, Internet use for social sharing, time spent on the Internet per day, time spent on the smartphone per day), those that were identified as significant ($p < 0.05$) were included in the model. In this context, firstly, a two-stage model was performed with sociodemographic characteristics and then Internet usage characteristics. Finally, the PIUS score was added.

RESULTS

Of the 463 students who constituted the study group, 54.9% (254) were male and 45.1% (209) were female. The age of the study group ranged from 18 to 24 years and the mean (SD) was 21.0 (1.7) years. The distribution of the study group according to sociodemographic and Internet habit characteristics is given in Table 1.

Of the participants, 91.4% had access to the Internet in the place where they lived, and three quarters (74.5%) were using the Internet for social sharing purposes. One third of the students (33.3%) spent more than 4 hours per day on the Internet, and another 34.6% spent more than 4 hours daily on the smartphone.

The PIUS score ranged from 33.0 to 165.0, with a mean (SD) of 65.19 (22.34). The FoMOS score ranged from 10.0 to 50.0 with a mean (SD) of 22.37 (7.41). Both PIUS and FoMOS scores were higher in males. There was no relation between age group, socioeconomic level, accommodation, and Internet access at the accommodation and scores obtained from PIUS and

Table 1: Distribution of students according to sociodemographic and Internet usage characteristics

Sociodemographic and Internet usage characteristics	n	%
Gender		
Female	209	45.1
Male	254	54.9
Age group (years)		
18-20 years	207	44.7
21-24 years	256	55.3
Socioeconomic level		
Low	24	5.2
Moderate	393	84.9
High	46	9.9
Accommodation		
Home	301	65.0
Dormitory	162	35.0
Internet access at the accommodation		
Yes	40	8.6
No	423	91.4
Internet use for social sharing		
Yes	118	25.5
No	345	74.5
Time per day spent on the Internet		
1-4 hours	309	66.7
More than 4 hours	154	33.3
Time per day spent with smartphone		
1-4 hours	303	65.4
More than 4 hours	160	34.6

FoMOS. With Internet use for social sharing, the scores obtained from PIUS and FoMOS were higher in those who reported spending more than 4 hours on the Internet or smartphone daily. The distribution of the students' PIUS and FoMOS scores in the study group according to sociodemographic characteristics is presented in Table 2.

There was a moderate positive correlation between the FoMOS and PIUS scores in the study group ($r=0.422$, $p < 0.001$).

Table 3 shows the multiple-analysis model of the variables that affect students' FoMOS scores.

In order to determine the relationship between the FoMO in social media scale and problematic Internet use, hierarchical linear regression analysis was performed to check the effect of other factors. After adjusting for gender ($\beta = -0.020$), use of Internet for social sharing purposes ($\beta = 0.035$) and the time per day

Table 2: Comparison of students' PIUS and FoMOS scores according to sociodemographic and Internet usage characteristics

	PIUS median (min.-max.)	P	FoMOS median (min.-max.)	P
Gender				
Female	57 (33-133)	≤0.001	21 (10-47)	0.021
Male	64 (35-165)		23 (10-50)	
Age group (years)				
18-20 years	61 (36-165)	0.347	22 (10-47)	0.242
21-24 years	60 (33-165)		22 (10-50)	
Socioeconomic level				
Low	70 (42-128)	0.135	23 (11-39)	0.520
Moderate	59 (33-165)		22 (10-50)	
High	61 (35-133)		21 (10-40)	
Accommodation				
Home	61 (33-165)	0.235	22 (10-50)	0.912
Dormitory	59 (36-165)		22 (10-47)	
Internet access at the accommodation				
Yes	62 (40-124)	0.254	23 (10-40)	0.476
No	60 (33-165)		22 (10-50)	
Internet use for social sharing				
Yes	55 (35-165)	0.005	20.5 (10-50)	0.005
No	62 (33-160)		23 (10-47)	
Time per day spent on the Internet				
1-4 hours	58 (33-160)	≤0.001	21 (10-47)	≤0.001
More than 4 hours	65 (36-165)		24 (10-50)	
Time per day spent with the smartphone				
1-4 hours	58 (33-160)	0.003	21 (10-50)	≤0.001
More than 4 hours	64 (36-165)		24 (10-47)	

PIUS: Problematic Internet Usage Scale, FoMOS: Fear of Missing out in Social Media Scale.

Table 3: Multiple analysis model of the variables that affect students' FoMOS scores

Variables	β (95% CI)	β (95% CI)	β (95% CI)
Gender	-0.032** (-0.059 to -0.004)	-0.035** (-0.062 to -0.008)	-0.020 (-0.046 to 0.005)
Internet use for social sharing		0.045** (0.014 to 0.075)	0.035** (0.006 to 0.064)
Time per day spent on the Internet		0.023 (-0.009 to 0.055)	
Time per day spent with a smartphone		0.051** (0.019 to 0.082)	0.047*** (0.020 to 0.076)
PIUS total score			0.361*** (0.266 to 0.4552)
R²	0.015	0.072	0.170
F	6.870**	8.950***	23.467***

FoMOS: Fear of Missing Out Scale, PIUS: Problematic Internet Usage Scale, *: p<0.05, **: p<0.01, ***: p<0.001; CI: Confidence intervals.

Table 4: Results of multiple logistic regression analysis to determine the characteristics of students in the study group who scored higher than the mean score on both PIUS and FoMOS

	OR (95% CI)	p
Gender	1.561 (1.008-2.418)	0.046
Using the Internet for social sharing	2.397 (1.366-4.206)	0.002
Time per day spent on the Internet	1.614 (0.991-2.628)	0.055
Time per day spent with a smartphone	1.663 (1.020-2.712)	0.042

PIUS: Problematic Internet Usage Scale, FoMOS: Fear of Missing Out Scale, CI: Confidence intervals.

spent with a smartphone ($\beta=0.047$), the last model showed that the score obtained from FoMOS still had a positive relation with scores from PIUS ($\beta=0.361$).

We found that 38.9% of the study group scored higher on PIUS and 46.7% on FoMOS compared to the mean score of the study group, and 123 (26.6%) of the students in the study group received higher scores than the mean score from both PIUS and FoMOS. The results of multiple logistic regression analyzes performed to determine the characteristics of students who reached higher scores than the mean score from both PIUS and FoMOS are given Table 4.

DISCUSSION

Co-occurrence of problematic Internet use and FoMO is common among young people. Most studies reported that problematic Internet use is a serious public health problem (14). FoMO in social media is a newer type of addiction and has been studied less. FoMO in social media is expected to have a high prevalence, as Internet access at the accommodation is available to 91.4% of students, and 74.5% of them use the Internet for social sharing. The more widespread use of social networking sites has increased interactivity among young people, as well as the urge to controlling their online presence intensively and share frequent updates about their own situation.

In the study group, it was determined that the FoMO and problematic Internet use changed in similar ways according to sociodemographic and

Internet use characteristics. There was a moderately positive relationship between problematic Internet use and FoMO. It has been reported that Internet addiction is associated with the FoMO (15). Another study done among students suggests that the use of Facebook as a social media tool contributes to the severity of symptoms associated with Internet addiction (16). It was found that in the study group; males, students using the internet for social sharing and students spending four or more hours on the internet and smartphone scored higher from PIUS and FoMOS.

Studies have reported that male students show higher degrees of Internet addiction than women (17,18). However, some studies have reported that FoMOS scores do not differ by gender (19,20). In our study, the age profile of the study group and differences in the methods used may have had an impact. It has been reported that gender differences may change the purpose of Internet use as well as Internet dependency: according to on study, male high school students use the Internet mostly for online games and female students for social interaction (18). There are also studies suggesting that women use the Internet more for online communication (18,21). Individuals who use social networking sites more often may experience more FoMO (22).

Students spending more than 4 hours per day on the Internet were found to have highly problematic Internet use and greater FoMO. There are publications reporting a relationship between problematic Internet use and the duration of Internet use (22,23). The definition of problematic Internet use also includes the failure to control the use of the Internet, causing an increase in the time spent on the Internet. It has been reported that students having many social network accounts and staying updated on the newest events, access to the Internet more frequently and for longer periods of time and have more FoMO (13).

Smartphones allow accessing online social networking sites from everywhere and at any time, providing access to online games and mobile Internet applications, which increases the time spent on social networking sites and therefore the duration of Internet use.

The use of smartphones may be related to problematic Internet use; it has been reported that "phubbing," dealing with the smartphone and escaping from interpersonal communication which is associated with the FoMO, is positively related to Internet addiction (19,24). It has been reported that

requests of users to access the Internet and Internet applications whenever they want increases problematic Internet use, possibly at the same time affecting smart phone dependency (2). A recent study reported that FoMO is an indicator for smartphone dependency (19).

Among the limitations of this study, we need to mention that its cross-sectional approach does not allow to explain cause-effect relationships; as the sample of the study consists of university students of the same age group recruited at only one university, its generalizability may be limited.

Internet use for social sharing, the time per day spent with a smartphone, and problematic Internet use were found to be factors affecting the FoMO in the study. In multivariate analysis, the factors associated with scoring above the mean on both PIUS and FoMOS were male sex, Internet use for social sharing, and mobile phone use for more than 4 hours daily. The fact that problematic Internet use and FoMO in social media are affected by similar variables can be seen as strong evidence for the relationship between them.

Increasing problematic Internet use and FoMO in university students are remarkable, constituting a type of dependency requiring precautions to be taken. Awareness towards vulnerable groups at risk should be raised in this regard. Further studies are needed to examine the effects of these addictions on mental health and public health in Turkey.

Contribution Categories		Author Initials
Category 1	Concept/Design	H.A., S.G., S.A.Z., M.A., M.F.O., S.M.
	Data acquisition	H.A., S.G., S.A.Z., M.A.
	Data analysis/Interpretation	H.A., S.G., S.A.Z., M.A., S.M.
Category 2	Drafting manuscript	H.A., S.G., S.A.Z., M.A., M.F.O., S.M.
	Critical revision of manuscript	H.A., M.F.O., S.M.
Category 3	Final approval and accountability	H.A., S.G., S.A.Z., M.A., M.F.O., S.M.
Other	Technical or material support	H.A., S.G., S.A.Z., M.A.
	Supervision	M.F.O., S.M.

Ethics Committee Approval: The study was approved by the Ethics Committee of the Anadolu University.

Informed Consent: Written informed consent was obtained from the patients.

Peer-review: Externally peer-reviewed.

Conflict of Interest: The authors report no conflicts of interest.

Financial Disclosure: None declared.

REFERENCES

- Przybylski AK, Murayama K, DeHaan CR, Gladwell V. Motivational, emotional, and behavioral correlates of fear of missing out. *Comput Human Behav* 2013; 29:1841-1848. [CrossRef]
- Oberst U, Wegmann E, Stodt B, Brand M, Chamarro A. Negative consequences from heavy social networking in adolescents: the mediating role of fear of missing out. *J Adolesc* 2017; 55:51-60.
- Clement J. Facebook - Statistics and Facts. Statista, 2019. <https://www.statista.com/topics/751/facebook/>. Accessed October 23, 2019.
- Dossey L. FOMO, digital dementia, and our dangerous experiment. *Explore (NY)* 2014; 10:69-73. [CrossRef]
- Davis RA. A cognitive-behavioral model of pathological Internet use. *Comput Human Behav* 2001; 17:187-195. [CrossRef]
- Kim HK, Davis KE. Toward a comprehensive theory of problematic Internet use: evaluating the role of self-esteem, anxiety, flow, and the self-rated importance of Internet activities. *Comput Human Behav* 2009; 25:490-500. [CrossRef]
- Griffiths M. Internet gambling: issues, concerns, and recommendations. *Cyberpsychol Behav* 2003; 6:557-568. [CrossRef]
- Turkish Statistical Institute. Survey of Household Use of Information Technologies, 2016., August 18, 2016. <http://www.tuik.gov.tr/PreHaberBultenleri.do?id=21779> Accessed August 3, 2017.
- Grant JE, Potenza MN, Weinstein A, Gorelick DA. Introduction to behavioral addictions. *Am J Drug Alcohol Abuse* 2010; 36:233-241. [CrossRef]
- Holden C. Behavioral addictions debut in proposed DSM-V. *Science* 2010; 327:935. [CrossRef]
- Kuss DJ, Griffiths MD, Karilla L, Billieux J. Internet addiction: a systematic review of epidemiological research for the last decade. *Curr Pharm Des* 2014; 20:4026-4052. [CrossRef]
- Ceyhan E, Ceyhan AA, Gurcan A. The validity and reliability of the problematic Internet Usage Scale. *Educational Sciences: Theory & Practice* 2007; 7:411-416.
- Gokler ME, Aydin R, Unal E, Metintas S. Determining validity and reliability of Turkish version of Fear of Missing out Scale. *Anadolu Psikiyatri Derg* 2016; 17:53-59. (Turkish) [CrossRef]
- Beranuy M, Oberst U, Carbonell X, Chamarro A. Problematic Internet and mobile phone use and clinical symptoms in college students: the role of emotional intelligence. *Comput Human Behav* 2009; 25:1182-1187. [CrossRef]
- Kandell JJ. Internet addiction on campus: the vulnerability of college students. *Cyberpsychol Behav* 1998; 1:11-17. [CrossRef]
- Kittinger R, Correia CJ, Irons JG. Relationship between Facebook use and problematic Internet use among college students. *Cyberpsychol Behav Soc Netw* 2012; 15:324-327. [CrossRef]
- Durkee T, Kaess M, Carli V, Parzer P, Wasserman C, Floderus B, Apter A, Balazs J, Barzilay S, Bobes J, Brunner R, Corcoran P, Cosman D, Cotter P, Despalins R, Graber N, Guillemin F, Haring C, Kahn JP, Mandelli L, Marusic D, Meszaros G, Musa GJ, Postuvan V, Resch F, Saiz PA, Sisask M, Varnik A, Sarchiapone

- M, Hoven CW, Wasserman D. Prevalence of pathological internet use among adolescents in Europe: demographic and social factors. *Addiction* 2012; 107:2210-2222. [\[CrossRef\]](#)
18. Lee YH, Ko CH, Chou C. Re-visiting Internet addiction among Taiwanese students: a cross-sectional comparison of students' expectations, online gaming, and online social interaction. *J Abnorm Child Psychol* 2015; 43:589-599. [\[CrossRef\]](#)
 19. Chotpitayasunondh V, Douglas KM. How "phubbing" becomes the norm: the antecedents and consequences of snubbing via smartphone. *Comput Human Behav* 2016; 63:9-18. [\[CrossRef\]](#)
 20. Gokler ME, Aydin R, Unal E and Metintas S. "Fear of Missing Out" in university students in western area of Turkey. *Eur J Public Health* 2016; 26(Suppl.1):478. [\[CrossRef\]](#)
 21. Ang CS. Internet habit strength and online communication: exploring gender differences. *Comput Human Behav* 2017; 66:1-6.
 22. Gezgin DM, Hamutoglu NB, Gemikonakli O, Raman I. Social networks users: fear of missing out in preservice teachers. *Journal of Education and Practice* 2017; 8:156-168.
 23. Tahiroglu AY, Celik GG, Fettahoglu C, Yildirim V, Toros F, Avcı A, Ozatalay E, Uzel M. Problematic Internet use in the psychiatric sample compared community sample. *Noro Psikiyatr Ars* 2010; 47:241-246. (Turkish)
 24. Karadag E, Tosuntas SB, Erzen E, Duru P, Bostan N, Sahin B, Culha I, Babadag B. Determinants of phubbing, which is the sum of many virtual addictions: a structural equation model. *J Behav Addict* 2015; 4:60-74. [\[CrossRef\]](#)